

Agricultural Buildings with Industrial / Commercial potential - To Let or For Sale

Sheepcote Farm, Giffords Lane, Wickhambrook, Newmarket, Suffolk, CB8 8Q

Merrifields



Size: 937 - 14,906 Sq Ft


Varying sizes of buildings available


Suitable for commercial uses STPP

Units from 937 to 14,906 sq ft

Available To Let or For Sale on terms to be agreed

 01284 700 700

 info@merrifields.co.uk

 www.merrifields.co.uk

Merrifields Chartered Surveyors
63 Churchgate Street
Bury St Edmunds, IP33 1RH

Description

Sheepcote Farm is located on Giffords Lane just off the A143 in Wickhambrook south of Bury St Edmunds. There are various agricultural buildings of steel and timber framed construction. The buildings are of varying sizes that could be converted to industrial or commercial uses Subject to Planning permission.

Accommodation

The property has been measured to produce the following approximate Gross Internal Areas:

Building 1	209.4 Sq M	2,254 Sq Ft
Building 2	182.83 Sq M	1,968 Sq Ft
Building 3	87.05 Sq M	937 Sq Ft
Building 4	203.17 Sq M	2,187 Sq Ft
Building 5	308.71 Sq M	3,323 Sq Ft
Building 6	256.03 Sq M	2,756 Sq Ft
Total	87.05 - 1,384.77 Sq M	937 - 14,906 Sq Ft



Availability

The properties are available TO LET or FOR SALE on terms to be agreed.

Rent

Rents from £4.50 psf exclusive plus VAT

Business Rates

The premises are currently in agricultural use and are not rated. Business rates would need to be assessed following planning permission.

Service Charge

The tenant will be responsible for a fair and reasonable proportion of the service charge.

Costs

Each party will bear their own legal costs but the incoming tenant will pay any abortive costs incurred by the landlord.

Use & Planning

The premises are currently within an agricultural uses. The buildings may be suitable for a variety of commercial and industrial uses subject to planning permission. The buildings are curtilage listed.

EPC

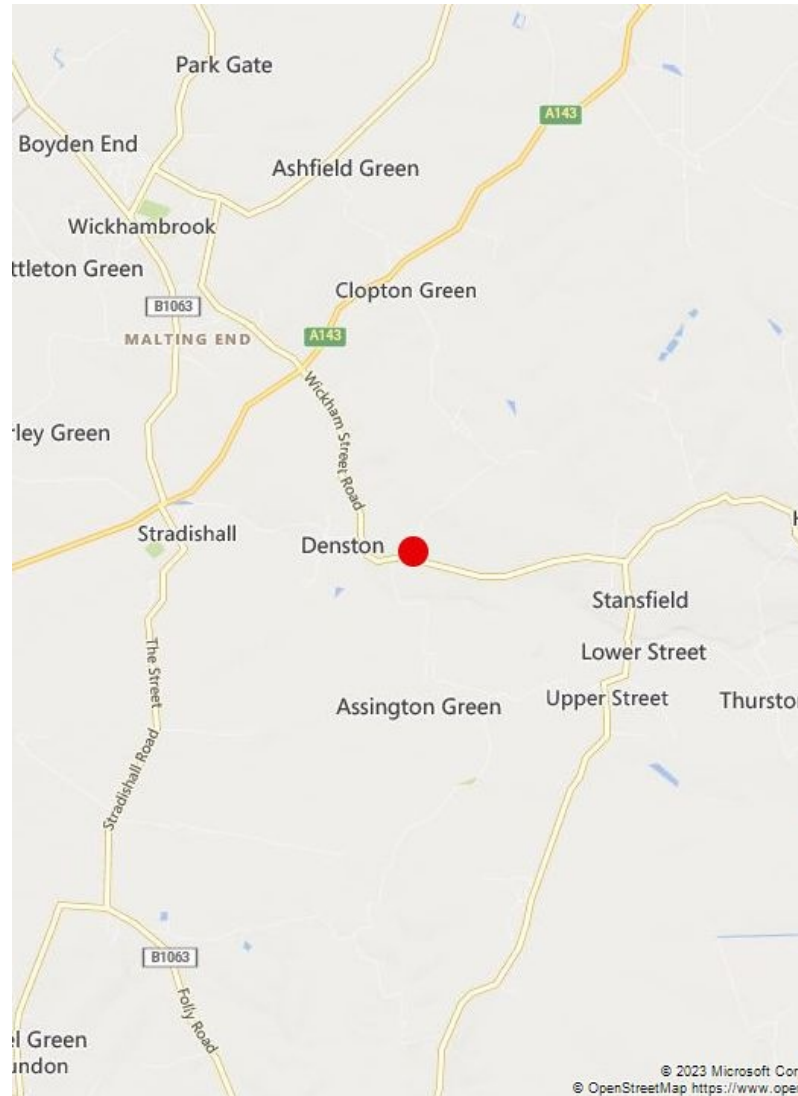
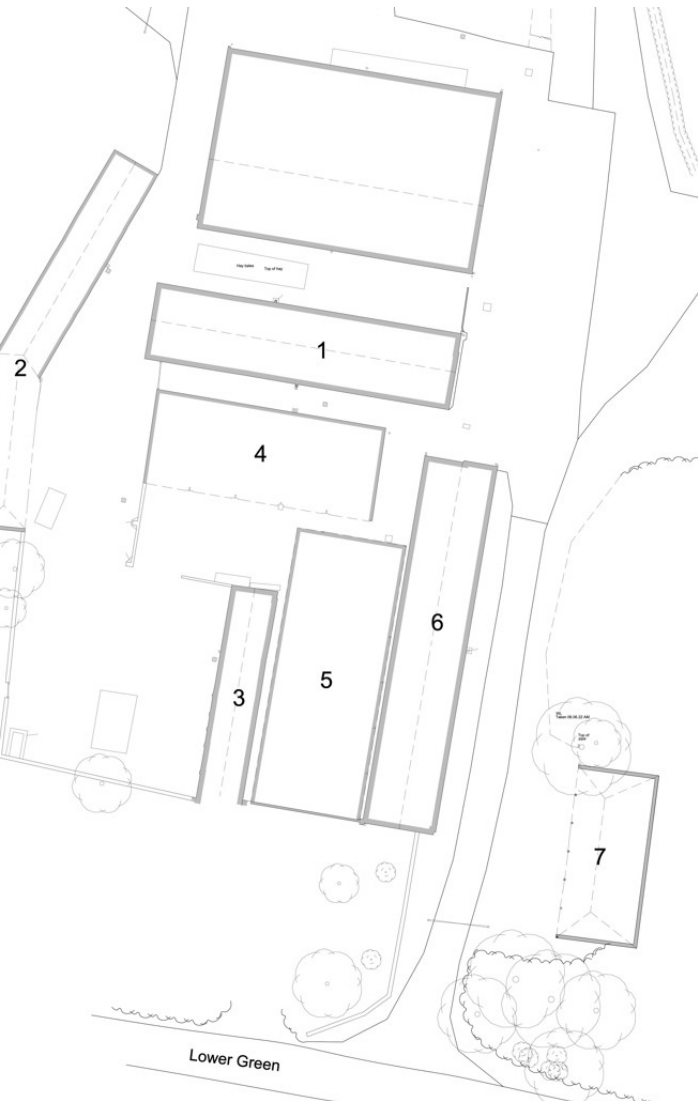
The buildings are unheated and therefore an EPC is not required. Should the buildings be brought into commercial uses an EPC may be required.



Agricultural Buildings with Industrial / Commercial potential - To Let or For Sale

Sheepcote Farm, Giffords Lane, Wickhambrook, Newmarket, Suffolk, CB8 8Q

Merrifields



Viewing & Further Information

Rowan Mason

01284 700700

rowan@merrifields.co.uk

Mark Kohler


01284 700700


mark@merrifields.co.uk

REF: A0659 / 03.04.24

Merrifields for themselves and for the Vendors or Lessors of the property whose agents they are give notice that: i) The particulars are set out as a general outline only for the guidance of intending purchasers or lessors and do not constitute, nor constitute part of, an offer or contract; ii) All descriptions, references to conditions and necessary permissions for use and occupation and other details are given in good faith and are believed to be correct, but any intending purchasers or tenants should not rely on them as statements or representations of fact but must satisfy themselves by inspection or otherwise as to the correctness of each of them; iii) No person in the employment of Merrifields has any authority to make or give any representation or warranty whatsoever in relation to this property.

 01284 700 700

 info@merrifields.co.uk

 www.merrifields.co.uk

Merrifields Chartered Surveyors
63 Churchgate Street
Bury St Edmunds, IP33 1RH